

ROTOLOK

everything under control...



DOUBLE FLAP VALVE

ROTOLOK UK

1 Millennium Place
Tiverton Business Park
Tiverton
Devon
EX16 6SB
United Kingdom

Tel: +44 (0) 1884 232232
Fax: +44 (0) 1884 232200

www.rotolok.co.uk
sales@rotolok.co.uk



INTRODUCTION

Suitable for discharging dry dust, powder, granules and fibrous materials from cyclones, filters, hoppers etc., whilst still maintaining an effective gas seal.

The valve consists of two flaps connected by counterweights or spring loaded spindles, which are operated by means of a motor driven cam. The cam alternately opens each flap allowing material to pass through the separate chambers in batch form and thereby ensuring a gas seal.

After cam release, the counterweights (or springs), return each flap to the up (sealed) position and are designed and sized so that a clapping action at the flaps is obtained, aiding material flow and preventing build up at the seal plate.

The unit is suitable for pressure differentials of up to 500mm W.G. This can be increased with special features.

OPERATION

Units can be adapted for use on simple cyclone discharge systems. These are single flap counterweighted but non-motorised types. Product builds up on the flap until a sufficient head overcomes the counterweight. Discharge then commences and continues whilst material head exceeds counterweight and vacuum effects. Seal is partially maintained by product during discharge.

RANGE

Sizes available: 150, 200, 250 and 300mm as standard constructed with cast iron bodies, with round or square inlets. Larger sizes can be accommodated.

Rotolok makes a full range of fabricated types in mild steel and stainless steel, with specials up to a maximum of 750mm.



Above is an image of a Cast Double Dump Valve.

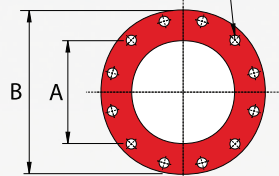
The images on the right are a selection of fabricated Double Dump Valves.



CAST DOUBLE FLAP VALVE

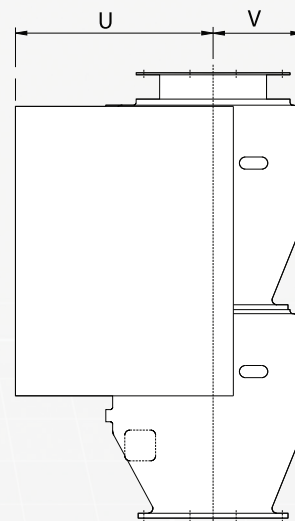
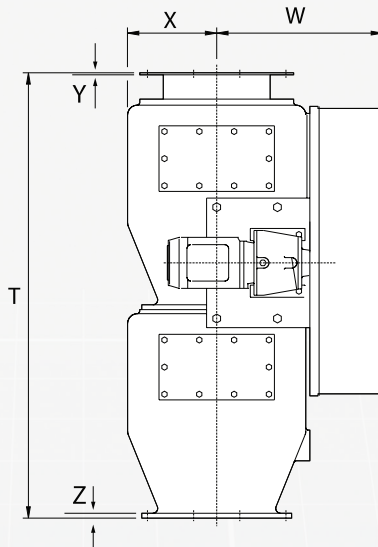
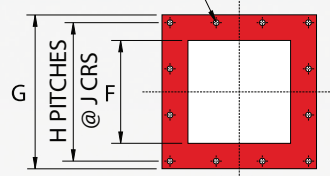
ROUND INLET

C HOLES D EQUISPACED
AS SHOWN ON E PCD

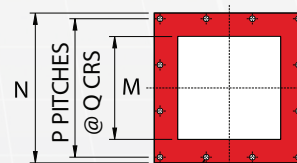


SQUARE INLET

K HOLES ØL



COMMON OUTLET



R HOLES S

All dimensions are in millimetres

CAST ROUND VERSION

SIZE	A	B	C	D	E	M	N	P	Q	R	S	T	U	V	W	X	Y	Z
150	152	280	8	22	241	200	320	3	97	12	14	755	440	170	375	221	5	12
200	203	343	12	22	298	200	320	3	97	12	14	755	440	170	375	221	5	12
250	254	406	12	22	362	254	370	3	114	12	14	1100	510	220	425	269	5	12
300	305	483	12	25	432	254	370	3	114	12	14	1100	510	220	425	269	5	12

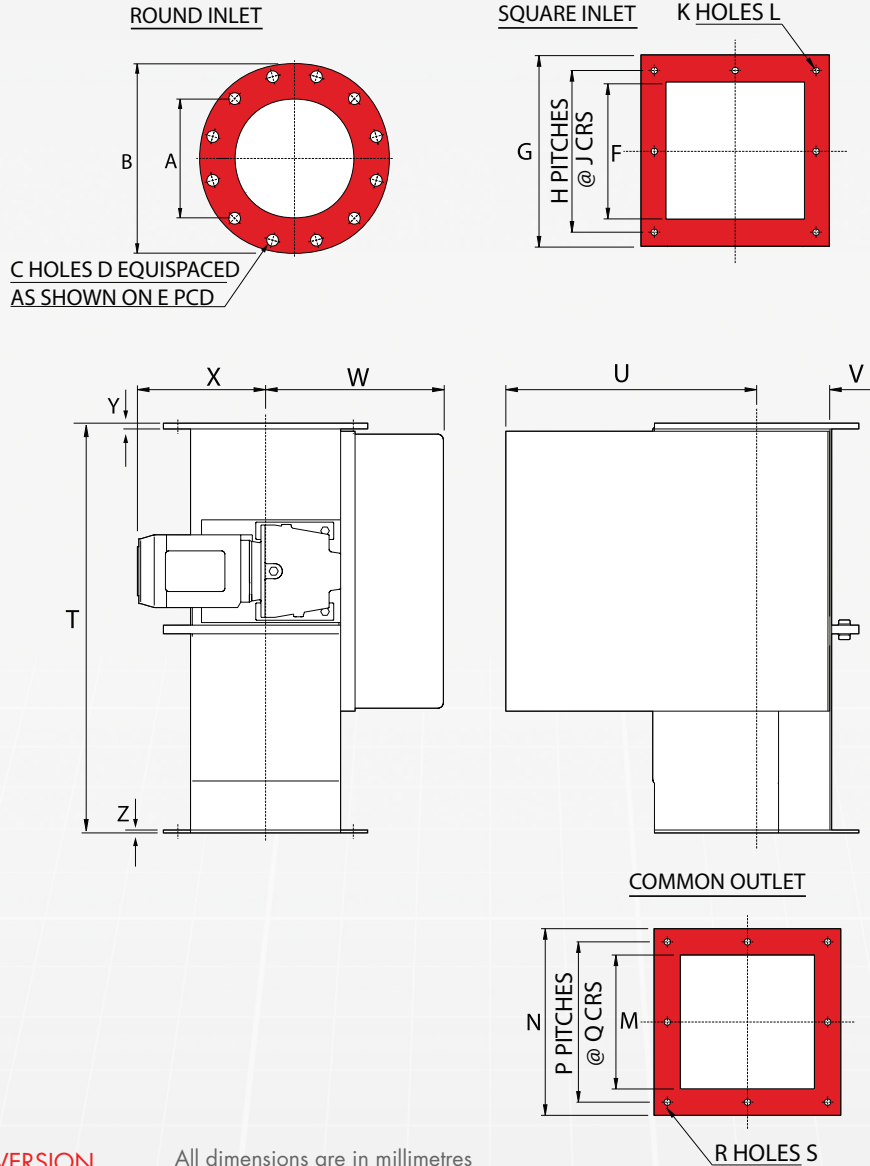
CAST SQUARE VERSION

SIZE	F	G	H	J	K	L	M	N	P	Q	R	S	T	U	V	W	X	Y	Z
150	150	254	2	108	8	14	200	320	3	97	12	14	755	440	170	375	221	5	12
200	203	320	3	97	12	14	200	320	3	97	12	14	755	440	170	375	221	5	12
250	254	380	3	114	12	14	254	370	3	114	12	14	1100	510	220	425	269	5	12
300	305	440	3	128	12	14	254	370	3	114	12	14	1100	510	220	425	269	5	12

Dimensions are approximate and subject to change without notice
Planning-in detail for general guidance only
(To cover safety aspects ask for our safety leaflets)
Drillings are Rotolok standards. Variations can be made.



FABRICATED DOUBLE FLAP VALVE



FABRICATED ROUND VERSION

All dimensions are in millimetres

SIZE	A	B	C	D	E	M	N	P	Q	R	S	T	U	V	W	X	Y	Z
150	152	279	8	22	241	152	252	2	108	8	12	755	438	158	274	316	5	5
200	203	343	8	22	298	203	303	2	127	8	12	755	490	175	298	290	5	5
250	254	406	12	25	362	254	354	2	152	8	12	780	520	203	323	267	5	5
300	305	483	12	25	432	305	405	3	119	12	14	780	520	242	350	239	5	5

FABRICATED SQUARE VERSION

SIZE	F	G	H	J	K	L	M	N	P	Q	R	S	T	U	V	W	X	Y	Z
150	152	252	2	108	8	12	152	252	2	108	8	12	710	435	158	274	300	5	5
200	203	303	2	127	8	12	203	303	2	127	8	12	710	409	152	300	315	5	5
250	254	354	2	152	8	12	254	354	2	152	8	12	710	435	107	325	265	5	5
300	305	405	3	119	12	14	305	405	3	119	12	14	710	460	101	350	239	5	5
350	356	456	4	102	16	14	356	456	4	102	16	14	1030	560	228	378	228	5	5

Dimensions are approximate and subject to change without notice
 Planning-in detail for general guidance only
 (To cover safety aspects ask for our safety leaflets)
 Drillings are Rotolok standards. Variations can be made.

